


**MOUNT CARMEL COLLEGE OF TEACHER EDUCATION FOR WOMEN
KOTTAYAM**



**Student Feedback on Teaching- Learning Process
Report
2015-2016**

INTERNAL QUALITY ASSURANCE CELL

Student Feedback on Teaching- Learning Process Report 2015-2016

Students Satisfaction Survey (SSS) was conducted among the students of the college to evaluate the teaching learning process and the facilities offered by the institution. A five point rating scale was prepared by the IQAC in this regard. The tool consisting of 16 items were categorized under the two dimensions namely teaching- learning process and Institutional support and facilities. The tool was administered to 132 students belonging to B. Ed and M. Ed Programme. The data collected was carefully analysed by the IQAC and subsequent efforts were initiated to improve the quality of the teaching learning process and the facilities offered by the institution.

Sl. No.	Statements	Excellent	Very Good	Good	Satisfactory	Poor
	Teaching -Learning Process					
1.	Academic discipline of the institution	89.71%	8.24%	2.05%	0	0
2.	Quality and efficiency of teachers	94.65%	5.35%	0	0	0
3.	Timely completion of syllabus	98.73%	1.27%	0	0	0
4.	Teaching learning strategies adopted	87.92%	8.36%	2.41%	1.31%	0
5.	Integration of technology	97.48%	2.52%	0	0	0
6.	Quality of evaluation and assessment techniques adopted	88.17%	4.6%	3.42%	2.19%	1.62%
7.	Encouragement and support rendered by the teachers	95.81%	3.06%	1.13%	0	0

8.	Catering to the needs of diverse learners	92.08%	3.79%	2.13%	2%	0
9.	Nurturing of values, thinking skills, innovativeness and life skills	90.63%	4.37%	2.06%	1.58%	1.36%
	Institutional Support and Facilities					
10.	Admission process of the institution	75.87%	16.31%	3.66%	2.42%	1.74%
11.	Infrastructural facilities of the institution	91.7%	5.94%	2.36%	0	0
12.	ICT facilities and learning resources like library, laboratories etc.	93.49%	4.22%	1.12%	1.17%	0
13.	Service rendered by administrative staff	95.37%	4.63%	0	0	0
14.	Variety and utility of extension activities	92.49%	3.52%	2.78%	1.21%	0
15.	Opportunity to participate in sports, games and co-curricular activities	90.18%	4.21%	2.33%	1.97%	1.31%
16.	On and off campus placement services offered	89.25%	6.82%	2.07%	1.86%	0

Teaching- Learning Process

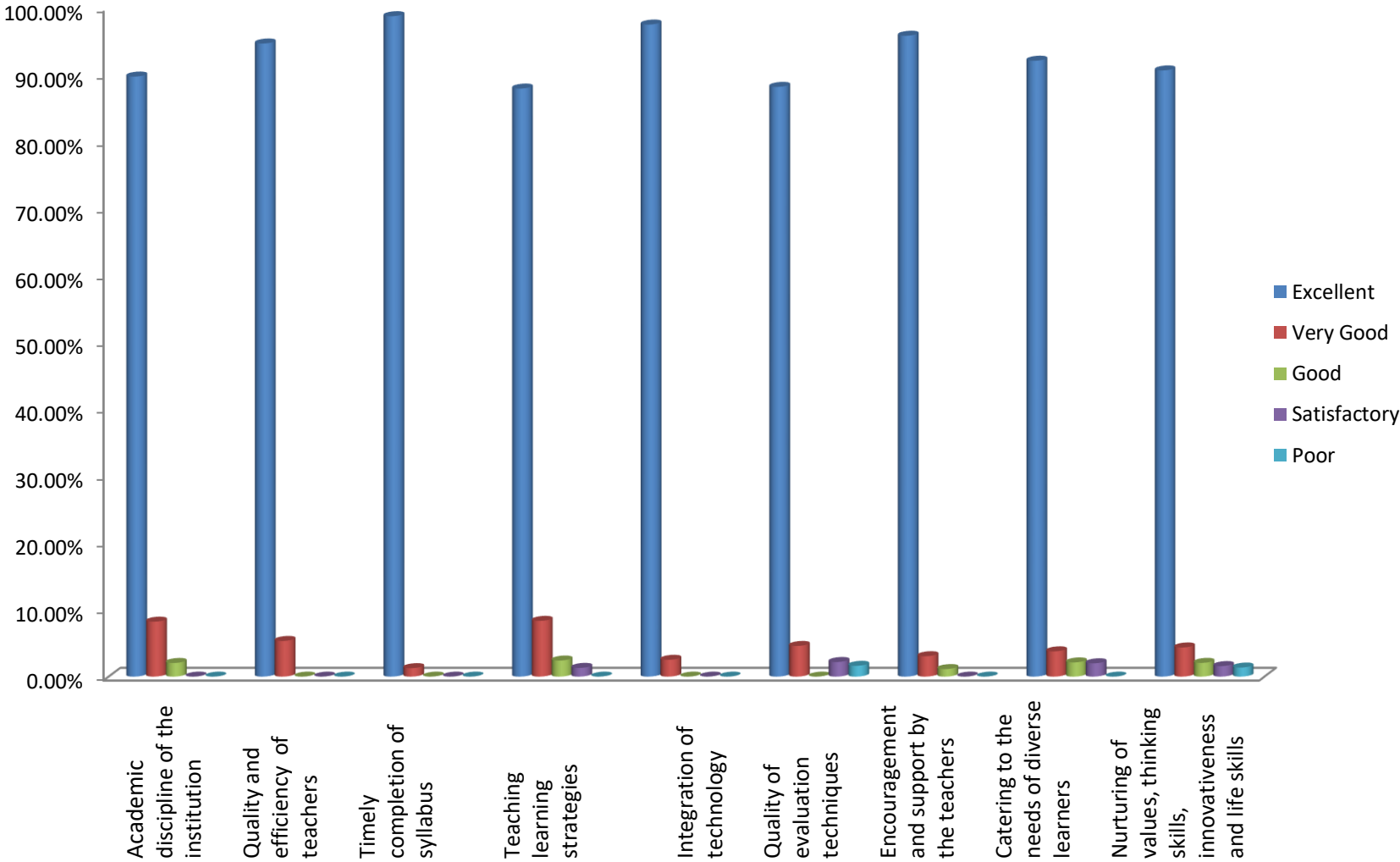


Figure 1: Results of the feedback of Students on Teaching- Learning Process

Institutional Support and Facilities

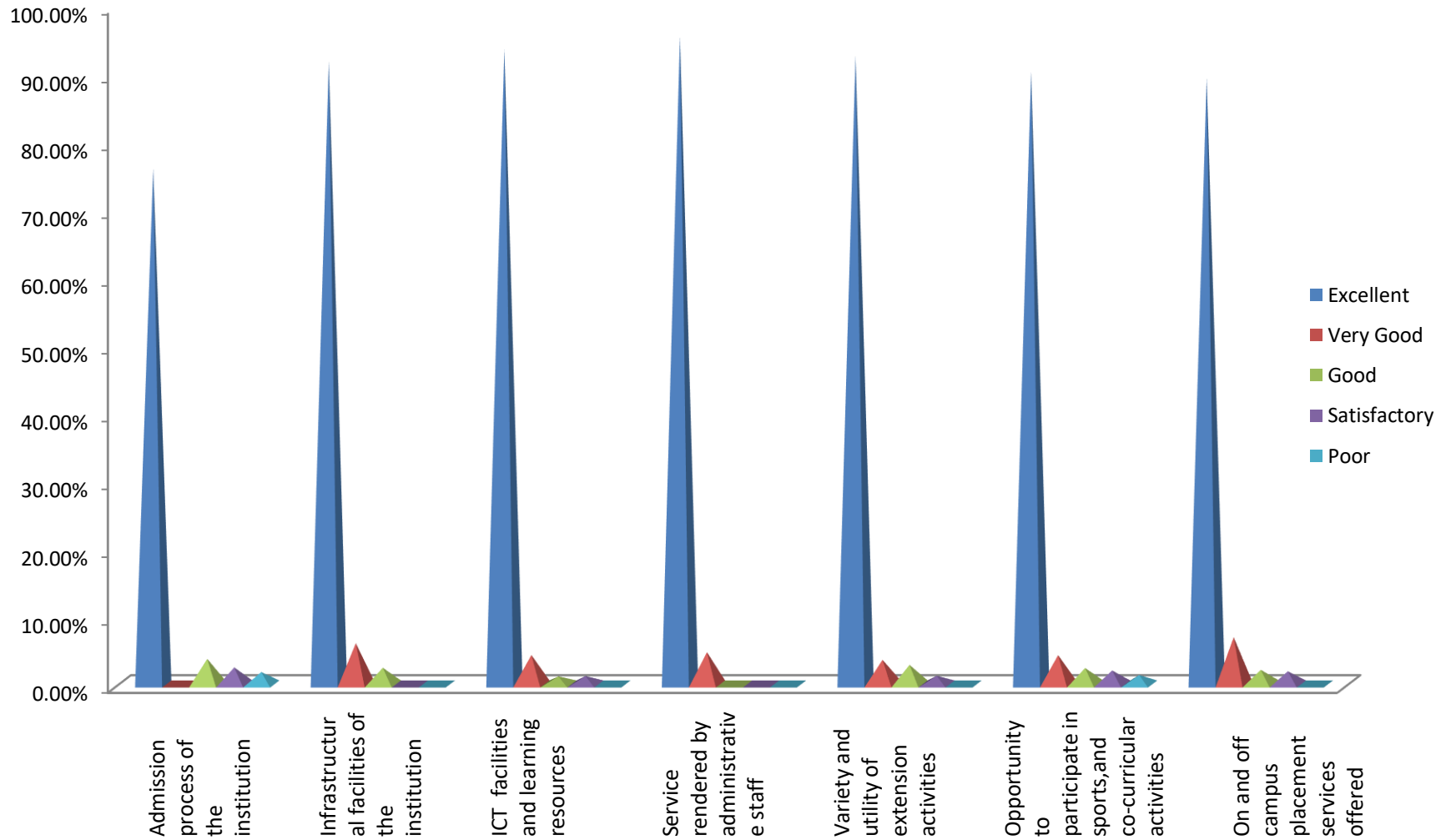


Figure 2: Results of the feedback of Students on Institutional Support and Facilities